

STEREOTACTIC CORE BIOPSY

Your appointment is scheduled for:



What is a stereotactic core biopsy?

A mammogram machine is used to guide a needle into the area of concern in your breast. A small piece of tissue is removed and tested to see if the area of your breast is cancer or benign (not cancer).




Before your procedure

- Make sure to keep to your normal routine.
- Eat, drink and take your pills as you normally do.
- Tell the care team about any blood thinner medications, i.e, aspirin, ibuprofen, coumadin, or plavix
- Tell the care team about any allergies you have

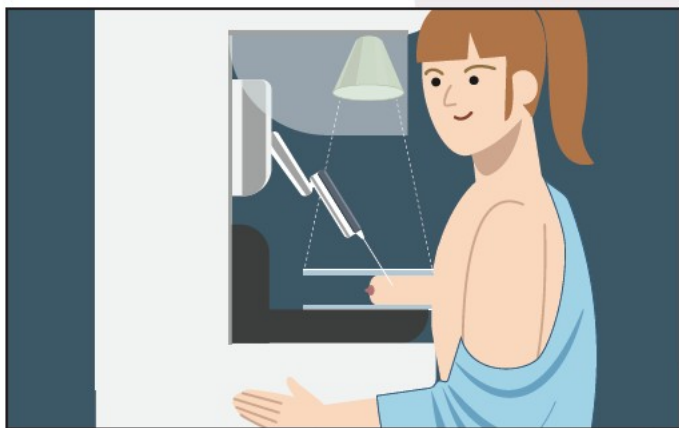


The whole procedure takes 30 – 60 minutes.

PREPARATION




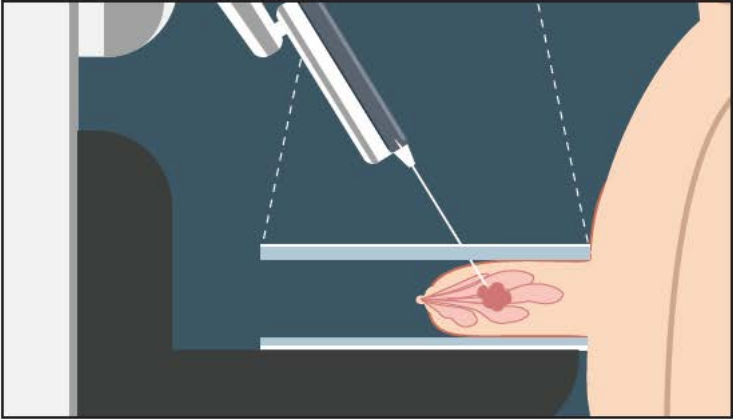
1. When you arrive at your appointment, you will take off your shirt and bra and change into a patient robe.
2. You will then sit in a chair in a procedure room.



3. Your doctor will place your breast on a small platform, which will gently squeeze your breast.

PROCEDURE

4.  Your doctor will clean and numb the breast so you don't feel any discomfort during the exam.

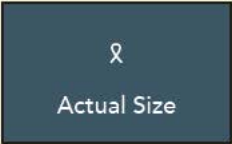


5. Your doctor will guide a needle into the breast area and take a tissue sample. You may feel pressure, but no pain.



Your doctor will leave a clip, also known as a biopsy marker, inside your breast during the procedure.

The clip is a tiny piece of metal that can be seen on X-ray and is safe for MRI and metal detection. You will not feel it.



The clip shows the spot in your breast where the biopsy was done. If the area is benign, the clip will stay in your breast. Otherwise, it will come out with surgery.

AFTER YOUR PROCEDURE



Band-aid will be applied on skin.



Two mammogram images will be taken.



The sample will be sent for analysis.



Your care team will give you "after care" instructions for a smooth recovery.



Your care team will follow up with you to discuss the results and next steps within 1-3 days.

Contact Boston Breast Diagnostic Center
at 617-553-5300 for questions or concerns

Convenient Office Hours:
M-Thurs from 7:00 am-5:00 pm
Fri 7:00 am-3:00 pm

BBDC
BOSTON BREAST
DIAGNOSTIC CENTER
www.bostonbdc.com